

## 1 Megapixel 20x Ultra-high Speed IR HDCVI PTZ Dome Camera



### Features

- Powerful 20x optical zoom
- 25/30/50/60fps@720P
- DWDR, Day/Night (ICR), DNR (2D&3D), Auto iris, Auto focus, AWB, AGC, BLC
- Max 400°/s pan speed, 360° continuous pan rotation
- Control over coaxial cable, long distance real-time transmission
- HD and SD switchable
- Up to 300 presets, 5 auto scan, 8 tour, 5 pattern
- Built-in 2/1 alarm in/out
- Support intelligent 3D positioning with DH-SD protocol • IP66, OSD

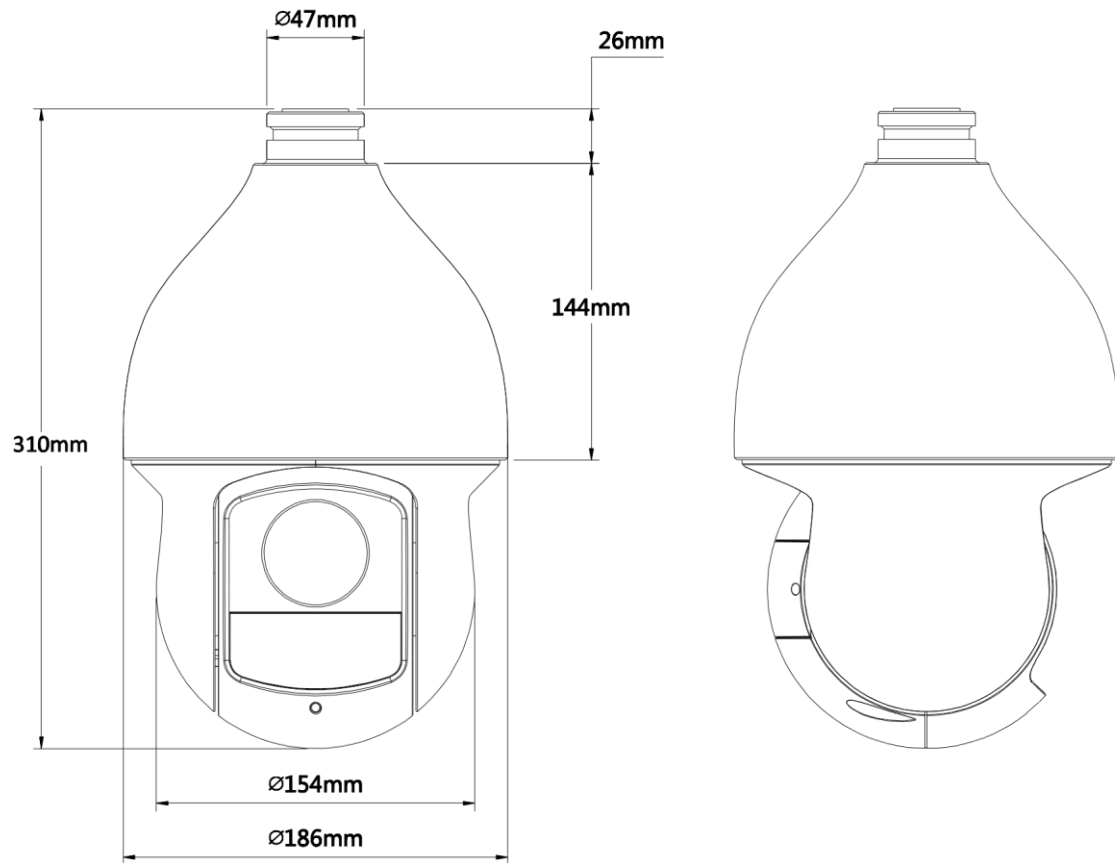
### Technical Specifications:

Model	speeddome
-------	-----------

<b>Camera</b>	
Image Sensor	1/3" Exmor CMOS
Effective Pixels	1280(H) x 960(V)
Horizontal Resolution	≥700TVL
Scanning System	Progressive
Electronic Shutter Speed	1/1s ~ 1/30,000s
Min. Illumination	Color: 0.05 Lux/F1.4; B/W: 0.005Lux/F1.4; 0Lux (IR on)
S/N Ratio	More than 55dB
Resolution	25/30/50/60fps@720P
Video Output	1-channel BNC HDCVI high definition video output/ CVBS standard definition video output (Can switch)
<b>Camera Features</b>	
Day/Night	Auto(ICR) / Color / B/W
Backlight Compensation	BLC / HLC / DWDR (Digital WDR)
White Balance	Auto, ATW, Indoor, Outdoor, Manual
Gain Control	Auto / Manual
Noise Reduction	2D / 3D
Privacy Masking	Up to 24 areas
Digital Zoom	16x
<b>Lens</b>	
Focal Length	4.7mm~94mm (20x Optical zoom)
Max Aperture	F1.4~ F2.6
Focus Control	Auto / Manual
FOV-H	H: 54.1° ~ 3.1°
Close Focus Distance	100mm~1000mm
<b>PTZ</b>	
Pan/Tilt Range	Pan: 0° ~ 360° endless; Tilt: -15° ~ 90°, auto flip 180°

Manual Control Speed	Pan: 0.1° ~300° /s; Tilt: 0.1° ~200° /s
Preset Speed	Pan: 400° /s; Tilt: 300° /s
Preset	300 (DH-SD), 255 (Pelco-P/D)
PTZ Mode	5 Pattern, 8 Tour, Auto Pan, Auto Scan
Speed Setup	Human-oriented focal length/ speed adaptation
Power up Action	Auto restore to previous PTZ and lens status after power failure
Idle Motion	Activate Preset/ Scan/ Tour/ Pattern if there is no command in the specified period
Protocol	DH-SD, Pelco-P/D (Auto recognition)
IR Distance	100m
<b>Audio</b>	
Interface	1 channel In
<b>Auxiliary Interface</b>	
RS485	1
Alarm	2/1 channel In/Out
<b>General</b>	
Power Supply	AC24V/3A (±10%)
Power Consumption	12W, 25W(IR on)
Working Environment	-40°C ~ 70°C / Less than 90% RH
Ingress Protection	IP66
Dimensions	Φ186mm×310mm
Weight	3.5Kg



## Dimensions (mm)



## Accessories

DH-PFB300S	DH-PFA110	Power Supply

### Accessories (Optional)

		
DH-PFB300C	DH-PFA112	DH-PFA113

		
DH-PFA120	DH-PFA150	DH-PFA151

Dahua Technology Co., Ltd.